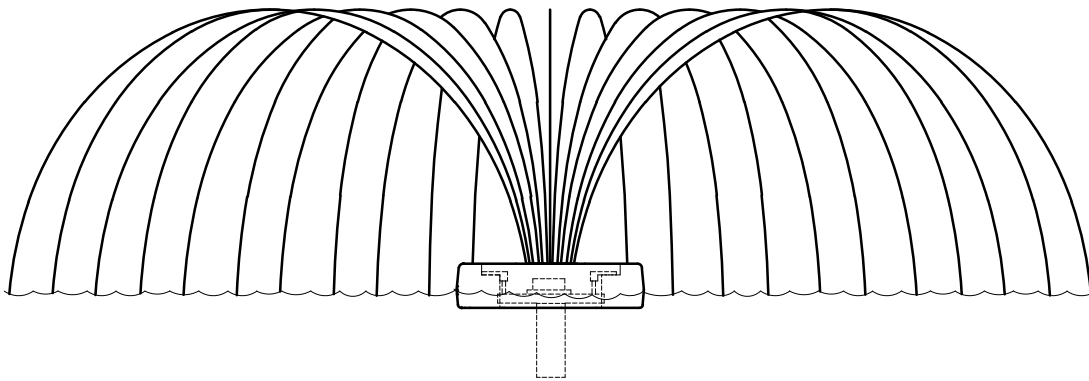




AIR-O-LATOR

8100 PASEO
KANSAS CITY, MISSOURI
(816)363-4242



PLATINUM CARNIVAL

HP	VOLTAGE	PHASE	HZ	MAX AMPS	SPRAY HT.	SPRAY DIA.	GPM/LPM	MIN. OP. DEPTH
2	230	1	60	13.2	8'/2.4M	25'/7.6M	1200/4542	34"/.8M
2	230	3	60	8.1	8'/2.4M	25'/7.6M	1200/4542	34"/.8M
3	230	1	60	17	9'/2.7M	30'/9.1M	1400/5300	36"/.9M
3	230	3	60	10.9	9'/2.7M	30'/9.1M	1400/5300	36"/.9M
5	230	1	60	27.5	11'/3.4M	35'/10.6M	1400/5300	48"/1.2M
5	230	3	60	17.8	11'/3.4M	35'/10.6M	1400/5300	48"/1.2M

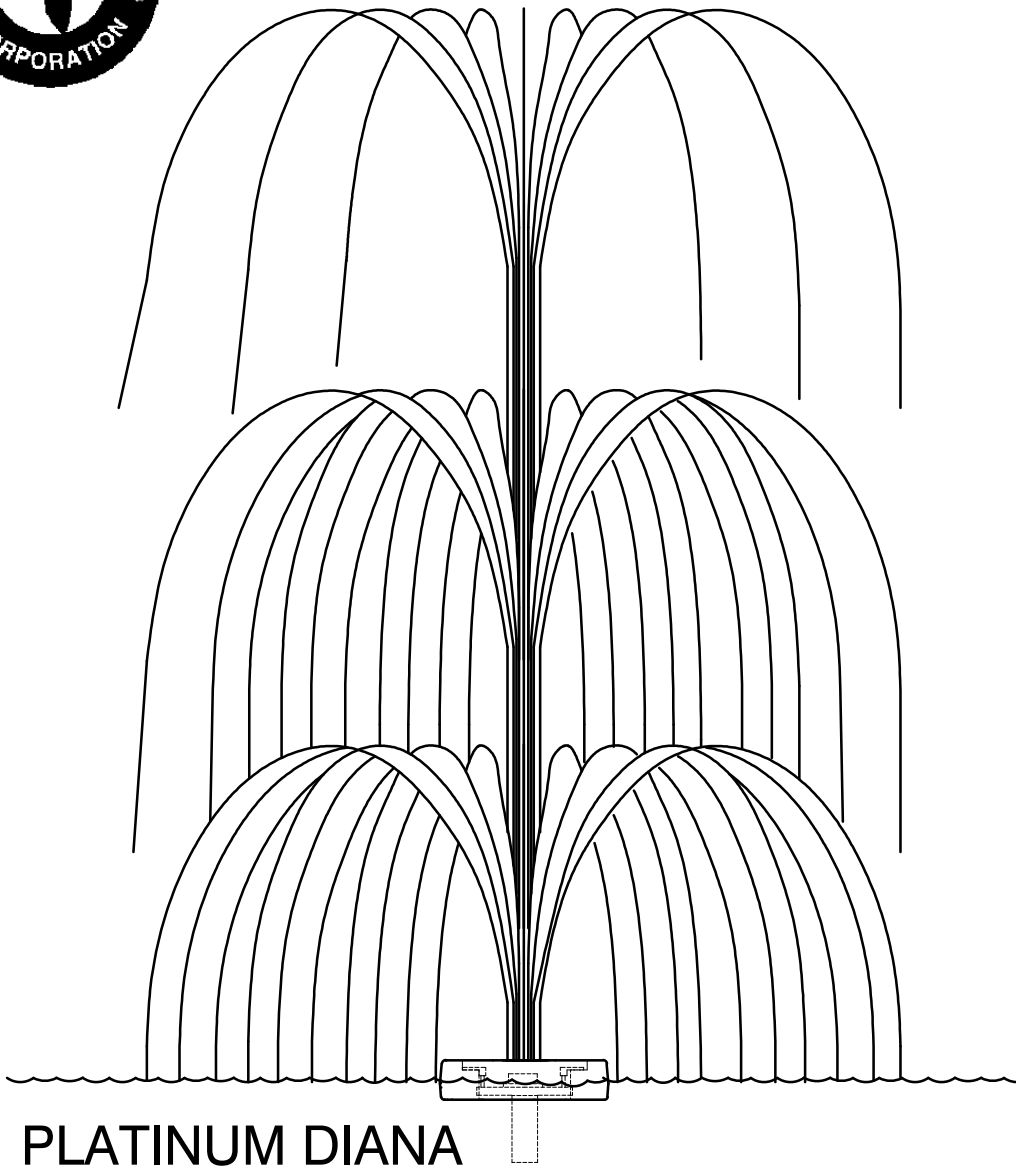
NOTES:

1. DO NOT SCALE DRAWINGS.
2. ALL ELECTRICAL INSTALLATIONS MUST MEET LOCAL ELECTRICAL CODES.
3. INSTALLATION MUST BE COMPLETED IN ACCORDANCE WITH MANUFACTURE'S SPECIFICATIONS.
4. PLEASE VISIT WWW.CADdetails.COM/INFO FOR PRODUCT AND COMPANY INFORMATION



AIR-O-LATOR

8100 PASEO
KANSAS CITY, MISSOURI
(816)363-4242



PLATINUM DIANA

HP	VOLTAGE	PHASE	HZ	MAX AMPS	SPRAY HT.	SPRAY DIA.	GPM/LPM	MIN. OP. DEPTH
2	230	1	60	13.2	23'/7M	23'/7M	116/439	34"/.8M
2	230	3	60	8.1	23'/7M	23'/7M	116/439	34"/.8M
3	230	1	60	17	28'/8.5M	28'/8.5M	120/454	36"/.9M
3	230	3	60	10.9	28'/8.5M	28'/8.5M	120/454	36"/.9M
5	230	1	60	27.5	30'/9.1M	30'/9.1M	140/530	48"/1.2M
5	230	3	60	17.8	30'/9.1M	30'/9.1M	140/530	48"/1.2M

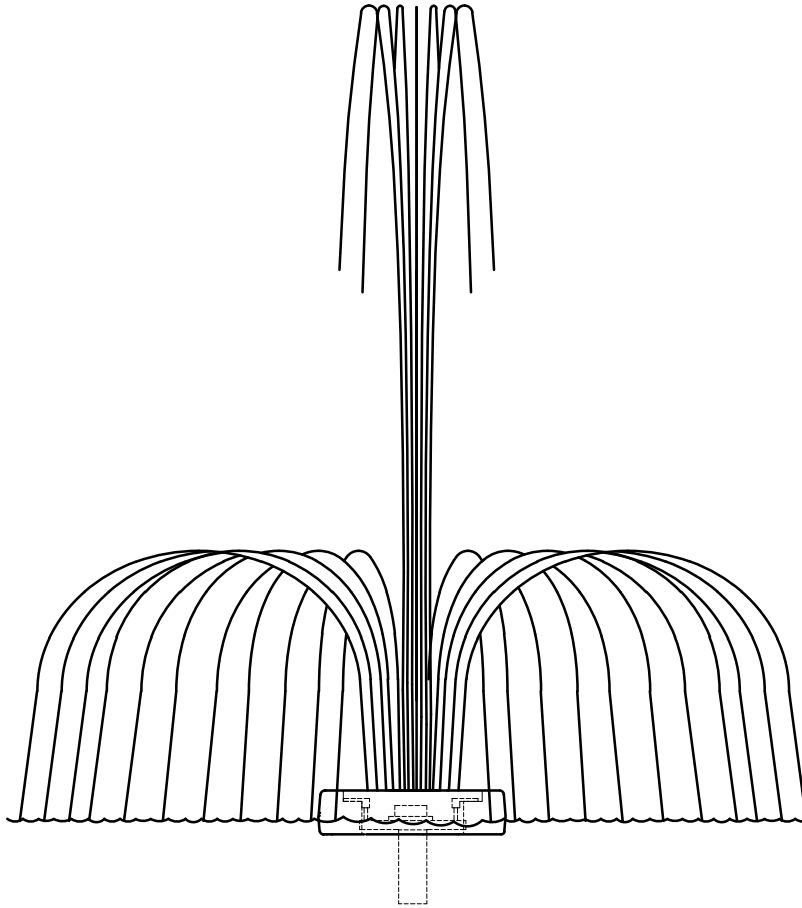
NOTES:

1. DO NOT SCALE DRAWINGS.
2. ALL ELECTRICAL INSTALLATIONS MUST MEET LOCAL ELECTRICAL CODES.
3. INSTALLATION MUST BE COMPLETED IN ACCORDANCE WITH MANUFACTURE'S SPECIFICATIONS.
4. PLEASE VISIT WWW.CADdetails.COM/INFO FOR PRODUCT AND COMPANY INFORMATION



AIR-O-LATOR

8100 PASEO
KANSAS CITY, MISSOURI
(816)363-4242



PLATINUM GALAXY

HP	VOLTAGE	PHASE	HZ	MAX AMPS	SPRAY HT.	SPRAY DIA.	GPM/LPM	MIN. OP. DEPTH
2	230	1	60	13.2	32'/9.8M	50'/15.2M	116/439	34"/.8M
2	230	3	60	8.1	32'/9.8M	50'/15.2M	116/439	34"/.8M
3	230	1	60	17	35'/10.7M	55'/16.8M	120/454	36"/.9M
3	230	3	60	10.9	35'/10.7M	55'/16.8M	120/454	36"/.9M
5	230	1	60	27.5	39'/11.9M	60'/18.3M	136/515	48"/1.2M
5	230	3	60	17.8	39'/11.9M	80'/18.3M	136/515	48"/1.2M

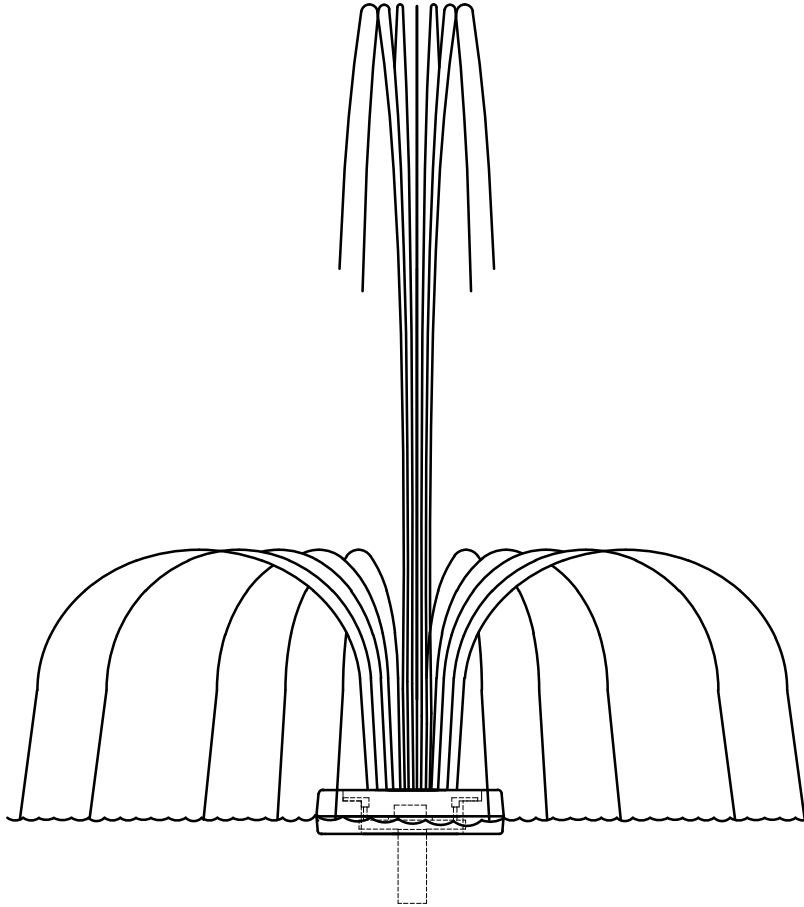
NOTES:

1. DO NOT SCALE DRAWINGS.
2. ALL ELECTRICAL INSTALLATIONS MUST MEET LOCAL ELECTRICAL CODES.
3. INSTALLATION MUST BE COMPLETED IN ACCORDANCE WITH MANUFACTURE'S SPECIFICATIONS.
4. PLEASE VISIT WWW.CADdetails.COM/INFO FOR PRODUCT AND COMPANY INFORMATION



AIR-O-LATOR

8100 PASEO
KANSAS CITY, MISSOURI
(816)363-4242



PLATINUM NORTHSTAR

HP	VOLTAGE	PHASE	HZ	MAX AMPS	SPRAY HT.	SPRAY DIA.	GPM/LPM	MIN. OP. DEPTH
2	230	1	60	13.2	20'/6.1M	36'/10.9M	120/454	34"/.8M
2	230	3	60	8.1	20'/6.1M	36'/10.9M	120/454	34"/.8M
3	230	1	60	17	26'/7.9M	42'/12.8M	127/481	36"/.9M
3	230	3	60	10.9	26'/7.9M	42'/12.8M	127/481	36"/.9M
5	230	1	60	27.5	33'/10M	50'/15.2M	156/590	48"/1.2M
5	230	3	60	17.8	33'/10M	50'/15.2M	156/590	48"/1.2M

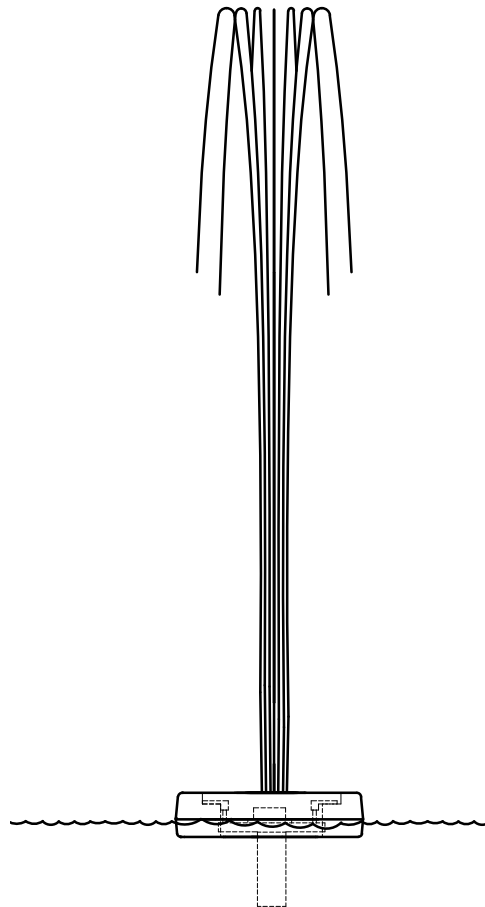
NOTES:

1. DO NOT SCALE DRAWINGS.
2. ALL ELECTRICAL INSTALLATIONS MUST MEET LOCAL ELECTRICAL CODES.
3. INSTALLATION MUST BE COMPLETED IN ACCORDANCE WITH MANUFACTURE'S SPECIFICATIONS.
4. PLEASE VISIT WWW.CADdetails.COM/INFO FOR PRODUCT AND COMPANY INFORMATION



AIR-O-LATOR

8100 PASEO
KANSAS CITY, MISSOURI
(816)363-4242



PLATINUM NOVA

HP	VOLTAGE	PHASE	HZ	MAX AMPS	SPRAY HT.	SPRAY DIA.	GPM/LPM	MIN. OP. DEPTH
2	230	1	60	13.2	28'/8.5M	N/A	116/439	34"/.8M
2	230	3	60	8.1	28'/8.5M	N/A	116/439	34"/.8M
3	230	1	60	17	33'/10M	N/A	130/492	36"/.9M
3	230	3	60	10.9	33'/10M	N/A	130/492	36"/.9M
5	230	1	60	27.5	36'/10.9M	N/A	156/590	48"/1.2M
5	230	3	60	17.8	36'/10.9M	N/A	156/590	48"/1.2M

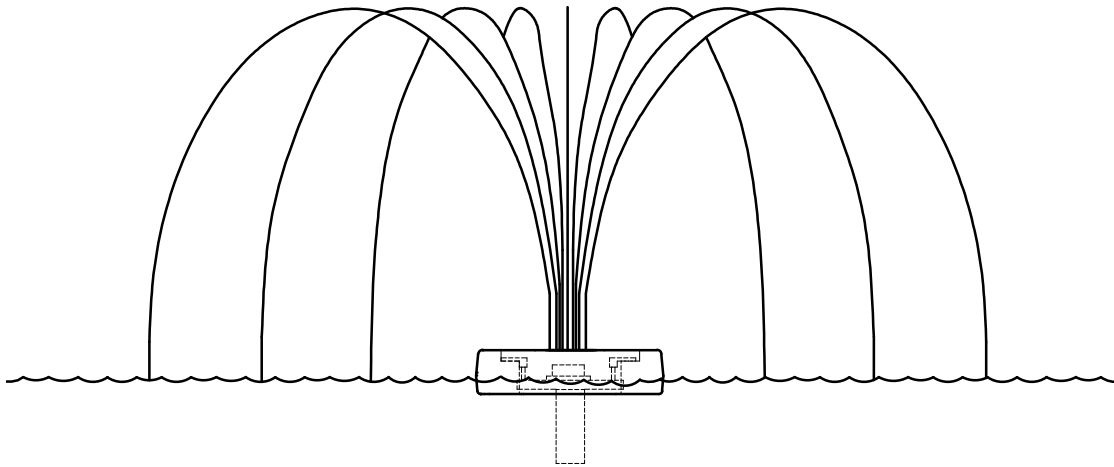
NOTES:

1. DO NOT SCALE DRAWINGS.
2. ALL ELECTRICAL INSTALLATIONS MUST MEET LOCAL ELECTRICAL CODES.
3. INSTALLATION MUST BE COMPLETED IN ACCORDANCE WITH MANUFACTURE'S SPECIFICATIONS.
4. PLEASE VISIT WWW.CADdetails.COM/INFO FOR PRODUCT AND COMPANY INFORMATION



AIR-O-LATOR

8100 PASEO
KANSAS CITY, MISSOURI
(816)363-4242



PLATINUM SOLACE

HP	VOLTAGE	PHASE	HZ	MAX AMPS	SPRAY HT.	SPRAY DIA.	GPM	MIN. OP. DEPTH
2	230	1	60	13.2	18'/5.5M	22'/6.7M	120/454	34"/.8M
2	230	3	60	8.1	18'/5.5M	22'/6.7M	120/454	34"/.8M
3	230	1	60	17	20'/6.1M	28'/8.5M	127/480	36"/.9M
3	230	3	60	10.9	20'/6.1M	28'/8.5M	127/480	36"/.9M
5	230	1	60	27.5	24'/7.3M	30'/9.1M	156/590	48"/1.2M
5	230	3	60	17.8	24'/7.3M	30'/9.1M	156/590	48"/1.2M

NOTES:

1. DO NOT SCALE DRAWINGS.
2. ALL ELECTRICAL INSTALLATIONS MUST MEET LOCAL ELECTRICAL CODES.
3. INSTALLATION MUST BE COMPLETED IN ACCORDANCE WITH MANUFACTURE'S SPECIFICATIONS.
4. PLEASE VISIT WWW.CADdetails.COM/INFO FOR PRODUCT AND COMPANY INFORMATION