



**8100-04 Paseo, Kansas City, Missouri 64131
800-821-3177**

INSTALLATION

OPERATION

AND

MAINTENANCE

OF THE

ICE-AWAY

DO NOT DESTROY!

This manual is designed for your use in the installation, operation and maintenance of the Ice-Away® de-icer. Store this document in an easily accessible location.

The following information is provided to alert persons to potential personal injury hazards inherent with products.

! DANGER: Indicates an eminently hazardous situation which, if not avoided, will result in death or serious injury.

! WARNING: Indicates a potentially hazardous situation which, if not avoided, could result in death or serious injury.

! CAUTION: Indicates a potentially hazardous situation, which may result in minor or moderate injury.

January 1, 2005



THE WATER'S EDGE™

SAFETY DATA INFORMATION SHEET

- ! DANGER:** RISK OF ELECTRIC SHOCK. DO NOT INSTALL THIS EQUIPMENT IN SWIMMING AREAS. THIS EQUIPMENT HAS NOT BEEN INVESTIGATED FOR USE IN SWIMMING AREAS.
- ! WARNING:** DISCONNECT AND LOCK OUT ELECTRICAL POWER BEFORE ANY SERVICE IS PERFORMED ON THIS DEVICE.
- ! WARNING:** THE CONTROL PANEL AND UNIT MUST BE GROUNDED. FAILURE TO CONNECT TO A PROPER GROUND COULD RESULT IN PERSONAL INJURY OR DEATH.
- ! WARNING:** BEFORE ATTEMPTING TO INSTALL, SERVICE OR MAINTAIN THE UNIT AND/OR FLOTATION IN ANY BODY OF WATER A COAST GUARD APPROVED PERSONAL FLOTATION DEVICE (PFD, TYPE III OR HIGHER) MUST BE WORN.
- ! WARNING:** THE FLOTATION PROVIDED FOR THIS EQUIPMENT, HAS NOT BEEN INVESTIGATED PERSONAL FLOTATION DEVICE.
- ! WARNING:** ATTEMPTING TO INSTALL OR SERVICE EQUIPMENT FROM AN UNSTABLE WORK PLATFORM COULD RESULT IN DEATH OR INJURY.
- ! WARNING:** POSSIBLE CUTTING HAZARD. ROTATING PROPELLER COULD RESULT IN SERIOUS INJURY. TURN OFF POWER AND LOCK OUT BEFORE INSTALLATION OR SERVICING.
- ! NOTICE:** DO NOT OPERATE THIS EQUIPMENT OUT OF THE WATER. (EXCEPTION:) IT IS PERMISSABLE TO BUMP RUN 3-PHASE EQUIPMENT OUT OF THE WATER TO VERIFY COUNTER LOCKWISE MOTOR ROTATION WITH A RAPID ON/OFF OPERATION.
- ! CAUTION:** INSTALLATION OR SERVICE WORK MUST BE PERFORMED FROM A STABLE WORK PLATFORM TO AVOID THE POSSIBILITY OF CAPSIZING.



ASSEMBLY AND OPERATING INSTRUCTIONS For MODEL #IA-5 ICE-AWAY

Remove unit from carton - shipped completely assembled.

INSTALLATION

STEP 1 Remove the Ice-Away from the carton, place on a flat surface. Note that the Ice-Away has two (2) 10-foot suspension ropes already attached to the diffuser.

! CAUTION: DO NOT TURN THE UNIT ON UNTIL THE MOTOR IS SUBMERGED IN WATER. THE MOTOR IS WATER-COOLED AND WATER-LUBRICATED. THE ICE-AWAY MUST NOT BE ALLOWED TO BE BURIED IN SAND OR MUD. IF THIS OCCURS, SERIOUS MOTOR DAMAGE WILL RESULT AND WARRANTY WILL BE VOIDED.

STEP 2 Attach the opposite ends of the rope to the vessel (as shown in Illustration A) or dock/pier mount (as shown in Illustration B).

MOORING OF FLOTATION (as shown in Illustration C) Float to be purchased separately

STEP 1 Insert one sling rope end into one of the molded holes in the corner of the flotation and tie off. Do the same with the other sling rope diagonal to the first corner. Only two opposing corners are needed for the suspension of the Ice-Away.

STEP 2 The flotation mooring ropes (supplied by others) may be tied off to the shore, or as is most commonly done, anchored by means of concrete blocks. See Illustration C.



MOORING OPTIONS

ILLUSTRATION A

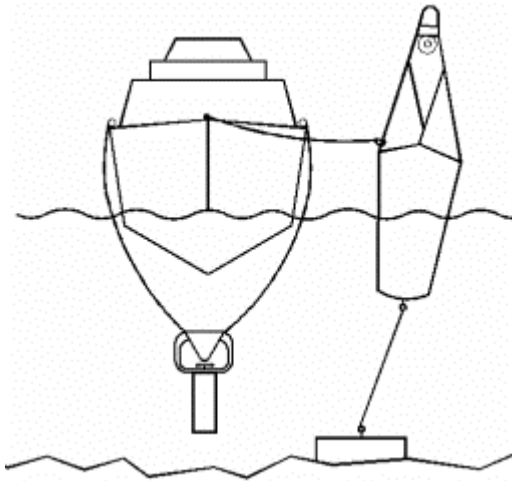
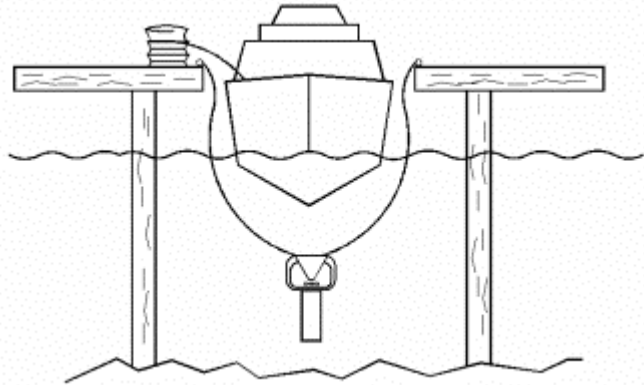
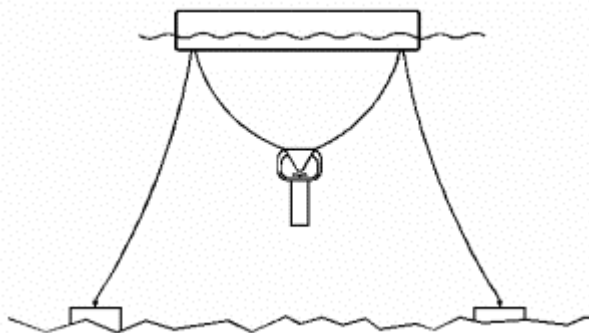


ILLUSTRATION B



A PIECE OF ROPE WILL DO IT!
Mounting is simple using the “SLING APPROACH”. Just sling the unit under the boat, between pilings OR anywhere that the most effective results are achieved.

ILLUSTRATION C





ELECTRICAL CONNECTIONS

! DANGER: ELECTRIC SHOCK HAZARD. DISCONNECT ELECTRICAL POWER BEFORE SERVICING MACHINE.

! WARNING: ROTATING PROPELLER COULD RESULT IN SERIOUS INJURY, TURN OFF POWER BEFORE SERVICING MACHINE.

! CAUTION: UNIT MUST BE GROUNDED, FAILURE TO CONNECT TO PROPER GROUND COULD RESULT IN PERSONAL INJURY.

**DETERMINE VOLTAGE OF UNIT (110/120 OR 230/240).
GROUND FAULT PROTECTION IS STRONGLY SUGGESTED
ON ANY ELECTRICAL DEVICE.**

A dedicated circuit for the Ice-Away de-icer is strongly advised. Connect power after the unit is submerged. The motor is internally protected with an automatic thermal overload and is lightning protected. It is advisable to connect the unit to one (1) 15-amp circuit breaker. The unit is ready to be placed into operation.

MAINTENANCE

It may be that you will be able to leave the unit in position for occasional operation during the summer. For warm weather storage out of the water, it is suggested that the unit be stored in an upright position, in a relatively cool area (not to exceed 100° F).

IMPORTANT: DISASSEMBLY OF THE MOTOR BY ANYONE OTHER THAN A FRANKLIN AUTHORIZED SERVICE CENTER OR BY THE FACTORY WILL VOID THE WARRANTY. THERE ARE NO USER SERVICABLE PARTS IN THE MOTOR.

The Model #IA-5 ICE-AWAY uses a ½-horsepower, super stainless submersible Franklin motor. These motors are filled with water. It is water-cooled and the bearings are water-lubricated. For this reason, the prior methods of storage are recommended.

The propeller is what causes the warmer water to move upward. For this reason periodic inspection of the propeller for damage is suggested to help promote maximum performance and to minimize out of balance conditions, which can promote premature motor failure.



Franklin Electric Submersible Motor Specifications (60 Hz)

Motor				Maximum		Line to Line	S.F.	Circuit Breaker	Fuse
Model Number	H.P.	Volts	S. F.	S.F.Amps	Watts	Resistance	PowerFactor %	Amp Size Standard	Amp Size Time Delay
244301	0.5	115	1.6	12.0	1000	1.0-1.3	73.00%	35	20
224302	0.5	230	1.6	6.0	1000	4.2-4.5	73.00%	20	10

Cable Selection Guide

Single Phase, Two Wire with ground cable, 60 Hz
 (Maximum length in feet – Service entrance to Ice Away)

HP	Volts	12	10	8
0.5	115	150	250	350
0.5	230	650	1000	1600



CERTIFICATE OF LIMITED WARRANTY

2004

1. Your Legal Rights Under This Warranty

This warranty is the only express warranty that Air-O-Lator makes for your Air-O-Lator product. This warranty gives you specific legal rights.

This warranty is only for products sold for use in the USA.

THERE ARE NOT WARRANTIES WHICH EXTEND BEYOND THE DESCRIPTION ON THE FACE HEREOF.

This warranty will be governed by the laws of the State of Missouri, USA.

2. What's Covered

2.1 Basic Warranty

Air-O-Lator warrants to the original purchaser that the equipment delivered by it will be of the kind and quality described in the order and will be free of defects in **workmanship, material or factory preparation** when operated under normal use and services.

A. What's Covered at No Cost to You

The Basic Warranty covers the cost of all parts needed to repair any defective item on your Air-O-Lator product – that is, **defective in material, workmanship, or factory preparation**. Warranty repairs or adjustments – including all parts and labor connected with them – will be made at Air-O-Lator Corporation or an AUTHORIZED repair facility.

B. Products Covered

All aerators, fountains and de-icers using Franklin Electric 4" and 6" motors.

C. When It Begins

The Basic Warranty begins on either of the following dates, whichever is earlier:

- The date you take delivery of the Air-O-Lator product or
- The date when the product was first put into service – up to 18 months from the date of manufacture.

D. When It Ends

The Basic Warranty lasts for 36 months for the Font'n-Aire and Aquarian Commercial (12 months for equipment used in wastewater). Aquarian Residential and the Ice-Away de-icer equipment is warranted for 24 months (12 months for equipment used in wastewater), The Aquarian Aquaculture and Aquarian Quantum equipment is warranted for 12 months.

E. Exceptions

Exceptions to the 36 month warranty and 24 month warranty are: equipment used in severe environments, which are warranted for 12 months, i.e., wastewater applications or where high concentrations of corrosive or abrasive material are present.

F. Registration and Operation Requirements

The Basic Warranty covers your Air-O-Lator product only if:

- It was built for sale in the U.S.
- It's registered in the U.S.
- It's used in the U.S. and
- It's operated and maintained in the manner described in your Owner's Manual.

3. What's Not Covered

3.1 Modifications Not Covered

A. Some Modifications Don't Void this Warranty but Aren't Covered

Certain changes that you might make to your product do not, by themselves, void this warranty. Examples of some of these changes are:

- Installing non-Air-O-Lator supplied parts, components, or equipment (such as a non-Air-O-Lator supplied Franklin Electric motor, stainless steel fasteners, or fountain nozzles).

But this warranty does not cover any part that Air-O-Lator did not supply. Nor does this warranty cover the cost of any repairs or adjustments that might be caused or needed because of the installation or use of non-Air-O-Lator parts, components, equipment, or materials.

Examples of the types of alterations not covered are:

- Installing accessories – except for genuine Air-O-Lator accessories approved for installation – such as lighting, propeller guards, rock covers, or motors.
- Labor to install or remove any Air-O-Lator product.

B. Modifications That Will Void Your Warranty

Disconnecting, tampering with, or altering the electric control panels will void your warranty, unless you or your repairing technician follows Air-O-Lator's requirements for repairing or replacing the controls.

Removing and operating Air-O-Lator equipment without Air-O-Lator approved electrical controls will also void this warranty. Using any electric cable, connectors or splices not provided or authorized by Air-O-Lator will also void this warranty.

3.2 Environmental Factors Not Covered

This warranty does not cover damage caused by environmental factors such as, chemicals, and salt. Nor does your warranty cover damage caused by **windstorms, hailstorms, tornadoes, lightning, power surges, brownouts, floods, earthquakes debris and animals.**

3.3 Maintenance Costs Not Covered

This warranty does not cover the cost of repairing damage caused by poor or improper maintenance. This warranty does not cover the costs of your equipment's normal or scheduled maintenance i.e. annual propeller/impeller replacement, cleaning etc.

3.4 Incidental and Consequential Damages Not Covered

This warranty does not cover any incidental or consequential damages connected with Air-O-Lator products' failure, either while under warranty or afterward. Examples of such damages include:

- Lost time, Inconvenience; The loss of the use of equipment; The loss of personal or commercial property; The loss of revenue; and Delay

-

3.5 Certain Kinds of Corrosion Not Covered

This warranty does not cover the following:

- Corrosion caused by accident, damage, abuse, or alteration;
- Surface corrosion caused by such things as, sand, salt, stones and barnacles.
- Corrosion caused by the extensive or abnormal exposure of caustic materials like chemicals, acids, and fertilizers.

3.6 Freight:

Warranty shipping charges are to be pre-paid by the owner.

Warranty shipping charges are the responsibility of the owner.

4. How To Get Warranty Service

4.1 Where to Take Your Air-O-Lator Product

Air-O-Lator authorizes you to return your Air-O-Lator products to the factory **upon notification**.

You may contact: Air-O-Lator Corporation: 8100-04 Paseo, Kansas City, MO 64131, 1-800-821-3177.

<http://airolator.com>

CUSTOMER REGISTRATION COPY

Owner Name _____	Model _____
Date Purchased _____	Serial No. _____
Owner Address _____	Dealer Name _____
City _____	Address _____
State _____ Zip _____	City _____ State _____ Zip Code _____

NOTE: This information should be retained for your file.

AIR-O-LATOR CORPORATION, 8100-04 PASEO, KANSAS CITY, MO 64131
1-800-821-3177 <http://airolator.com>



8100-04 Paseo, Kansas City, Missouri 64131
800-821-3177

MAIL IN FORM

WARRANTY REGISTRATION

Font' N-Aire

Aquarian

Ice-Away

Ready _____

Residential _____

Platinum _____

Commercial _____

Gulf Stream _____

Aquaculture _____

Quantum _____

Purchase Date Mo. _____ Day _____ Year _____

Model No. _____

Serial No. _____

Owner Name _____

Dealer Name _____

Owner Address _____

Dealer Address _____

City _____

City _____

State _____ ZIP Code _____

State _____ ZIP Code _____



AIR-O-LATOR CORPORATION REPAIR RETURN FORM

To avoid delays in the repair of equipment in question, it is best to call the factory at 1-800-821-3177. **DO NOT DISASSEMBLE ANY PORTION WITHOUT PRIOR AUTHORIZATION!** Shipping costs to and from the factory are the responsibility of the shipper as is the packaging. Air-O-Lator encourages the use of the original shipping container that is UPS approved for this equipment to minimize the possibility of shipping damage. Additional charges will apply if original packaging is not retained.

If the original packaging is not retained and used by the customer, Air-O-Lator will supply replacement packaging (at a nominal charge) upon return of the equipment to the shipper (call for current pricing).

Upon the inspection of returned equipment, whether in warranty or not, contact by Air-O-Lator to proceed with repair will be made to the owner or agent with an explanation of the repairs and charges if any. **NO REPAIRS WILL BE MADE UNLESS AUTHORIZED BY THE OWNER OR AGENT.** If Air-O-Lator is unable to contact the owner/agent within 30 days after receipt of the equipment for repair, a “signature required” notice will be forwarded to the owner or agent stating that disposal of the equipment will be made 30 days from the date of the notice.

Name _____

Address _____

Phone _____ FAX _____ E-Mail _____

E-mail _____ Equipment Serial # _____

Comments: _____

